



2024 Budget Workshop I

Sept. 7, 2023



AGENDA

September 7 Budget Workshop

1. Glenview Budget Process
2. Corporate Fund Overview
 - Draft 2023 Projection
 - Draft 2024 Projection
3. CIP Budget Overview
 - CIP Summary
 - Review of 2023 CIP
 - Preview of 2024 CIP



Glenview Budget Process

Village Budget Workshop

GLENVIEW BUDGETING REQUIREMENTS

IL Budget Statute –

- *The annual budget shall be adopted before the beginning of the year to which it applies*

Glenview is a Calendar Year (January 1 – December 31)

Glenview Budget

- Structurally Balanced
- Legal Document adopted by Board – *Revenues & Expenditures*
- Communication Document – Goals & Initiatives

2024 BUDGET DEVELOPMENT PROCESS

Budget Process Begins in May



Workshop I

Glenview Budget Process
Corporate Fund Overview
Capital Improvement Program (CIP)

Workshop II

Corporate Fund with Department Presentations
Internal Service Funds
Permanent Fund and TIF Fund
Library Preliminary Budget

Workshop III

Property Tax Levy
Water and Sewer Rates
Non-Profit Core Service Funding

Green Sheets

Police Department Line Item Budget					
	2022	2023	2023	2024	2024 Bud.
Police	Actual	Budget	Estimate	Budget	vs. 2023 Bud.
Personnel					
511110 - Regular Salaries	8,199,839	9,549,896	8,888,089	9,912,072	362,176
511120 - Part Time Salaries	-	150,000	-	150,000	-
511210 - Overtime Salaries	581,445	600,000	585,000	600,000	-
511225 - Reimbursed Overtime Salaries	26,689	72,000	62,000	70,000	(2,000)
511230 - Holiday Pay	345,488	340,733	305,911	344,669	3,936
511240 - Longevity Pay	58,141	69,041	65,762	72,578	3,537
511270 - Vacation Payout	42,379	40,000	31,663	40,000	-
511280 - Sick Payout	1,882	4,000	1,953	77,558	73,558
512110 - Deferred Comp	5,712	5,915	5,929	6,137	222
514110 - FICA Payments	157,675	201,250	170,023	212,627	11,377
514210 - IMRF Payments	43,690	40,103	30,163	48,125	8,022
514410 - Health Insurance	1,111,403	1,323,433	1,323,433	1,387,585	64,152
515300 - Incentives And Recognition	476	1,500	2,500	3,000	1,500
Total Personnel	10,574,820	12,397,871	11,472,426	12,924,351	526,480
Contractual					
521230 - Medical Services	6,353	20,400	9,200	17,400	(3,000)
521290 - Other Professional Service	122,294	157,849	147,200	151,963	(5,886)
521405 - Crossing Guard Services	327,966	362,330	368,000	382,330	20,000
521540 - Outside Litigation	28,756	15,000	87,000	15,000	-
522125 - Dues, Memberships, Subscriptions	4,128	5,183	3,700	5,201	18
522140 - Pagors And Radio	34,502	36,500	36,500	45,833	9,333
522145 - Postage	23	250	200	250	-
522150 - Printing And Publishing	1,501	4,975	3,557	4,350	(625)
522160 - Software Licensing	-	31,205	31,205	30,175	(1,030)
522230 - Equipment Maintenance	8,636	166,635	166,000	219,250	52,615
522295 - Vehicle Eqpt Maintenance & Rep	1,346	6,600	3,700	6,600	-
523020 - Selections & Promotions	24,438	64,884	55,000	64,884	-
Total Contractual	559,944	871,811	911,262	943,236	71,425
Commodities					
531010 - Ammunition	7,926	10,000	6,300	15,000	5,000
531030 - Batteries (Specialized)	-	5,300	2,800	2,600	(2,700)
531110 - General Office Supplies	727	950	950	1,100	150
531140 - Meeting Supplies	1,595	2,300	2,300	2,500	200
531230 - Uniforms/Shoes	90,323	122,700	82,000	139,784	17,084
535050 - Other Supplies/Tools	32,634	59,880	57,300	60,128	248
Total Commodities	133,205	201,130	151,650	221,112	19,982
Other Charges					
540240 - Pension Expense	3,917,252	3,849,959	3,849,959	4,331,794	481,835
540300 - Training	73,813	167,855	83,000	221,114	53,259
540320 - DUI Court Fine Expenditures	6,123	10,340	8,465	26,080	15,740
Total Other Charges	3,997,187	4,028,154	3,941,424	4,578,988	550,834
Capital Outlay					
550015 - Machinery & Equipment	-	131,000	-	24,523	(106,477)
Capital Outlay Total	-	131,000	-	24,523	(106,477)
Interfund Charges					
560010 - CERF Charges	240,362	389,800	389,800	387,326	(2,474)
560090 - MERF Charges	321,567	266,426	301,361	281,649	15,223
560095 - MERF-Accident Charges	8,500	-	975	-	-
Total Interfund Charges	570,429	656,226	692,136	668,975	12,749

Narratives

IL Criminal & Traffic Law Manuals	\$0	\$0
Method of Appearance – Adjudication (digital format)	\$360	\$0
Miscellaneous forms for use by Police Department	\$600	\$600
On-street parking permits	\$300	\$350
Overtime Slips	\$315	\$0
P-tickets for local ordinances	\$0	\$0
P-Ticket Envelopes – Records	\$3,000	\$3,000
TOTAL	\$4,975	\$4,350

Software Licensing 522160	2023 Budget	2024 Budget
	\$31,205	\$30,175

Accounts for software licensing fees for programs used exclusively by the Police Department such as Cellebrite data retrieval software system used for extracting cell phone data for investigative purposes, Pace Scheduler Program for the day-to-day operation of scheduling, requests, overtime, and payroll, Frontline training tracker software, and Soma Global Social Services Software, used by the Police Social worker for housing electronic reports, following up on updates, information upload, and case tracking. Soma is a more efficient method of storing and tracking social service cases. Due to vendor price changes, the account reflects minor upsurges (PowerDMS (\$200), Cellebrite (\$1,600), and Pace (\$300)) and decreases (Soma/minus one-time subscription fee (\$2,000) and TOPS/vendor pricing determination (\$2,400)). There is a total decrease of \$1,030 in this account from the 2023 budget.

Description	2023 Amount	2024 Amount
Beast Evidence Collection License Fee	\$1,475	\$1,475
Cellebrite Data Retrieval Software System	\$4,600	\$6,200
Frontline Professional Services (Training Tracking Software)	\$4,500	\$4,500
Pace Scheduler Police Scheduling Program	\$6,200	\$6,500
PowerDMS Training Officer (FTO) Paperless Program (formally Agency 360)	\$1,330	\$1,500
Soma Global Social Services Software	\$3,500	\$2,800
TOPS Program Software	\$9,600	\$7,200
TOTAL	\$31,205	\$30,175

Equipment Maintenance 522230	2023 Budget	2024 Budget
	\$166,635	\$219,250

Accounts for the maintenance of equipment used in police department operations, enforcement, and for the Starcom radio maintenance. This account reflects a significant increase of \$52,615 which is primarily related to costs of the continued maintenance of the Axon Body-worn/Vehicle Video Camera System (\$136,600) for cameras, upgrades, and fleet. Purchase of the cameras was mandated by the Illinois Safe-T Act on January 22, 2021. The Act mandated that police departments implement a body-worn camera program based on population. The Flock Safety System (\$73,000) is under contract year two of two. Flock incorporates license plate reading technology and gives advanced warning to police on vehicles entering the community that have been entered into LEADS Online or NCIC (National Crime Information Center) as a wanted vehicle from criminal activity or stolen.

GLENVIEW CORPORATE FUND SUMMARY

Corporate Fund	2022 Actual	2023 Budget	2023 Estimate	2024 Budget	2024 Bud. vs. 2023 Bud.
Revenues					
Taxes	55,938,898	56,067,785	57,115,277	57,604,002	1,536,217
Licenses & Permits	2,741,075	3,245,617	5,259,206	5,040,050	1,794,433
Fines & Forfeits	88,151	108,600	196,790	118,035	9,435
Charges For Services	6,180,222	6,646,309	8,186,505	7,562,960	916,651
Intergovernmental	21,193,124	20,358,204	20,706,949	20,683,562	325,358
Investment Income	536,581	170,070	1,861,100	2,019,000	1,848,930
Other Revenues	1,189,592	985,179	1,066,952	1,075,825	90,646
Contributions & Transfers	147,401	135,000	173,901	145,312	10,312
Transfers In	575,171	575,000	575,000	575,000	-
Total Revenues	88,590,216	88,291,764	95,141,680	94,823,746	6,531,982
Expenditures					
Management Services	22,089,506	23,965,955	22,783,805	25,285,714	1,319,759
Public Works	8,050,494	9,281,137	9,102,949	10,115,140	834,003
Police	15,835,585	18,286,192	17,168,898	19,361,185	1,074,993
Fire	21,360,148	21,582,207	21,956,435	23,185,044	1,602,837
Community Development	3,734,419	5,572,529	4,710,831	6,218,985	646,456
Transfers Out	10,074,260	9,266,132	9,266,132	9,841,198	575,066
Total Operating Expenditures	81,144,412	87,954,152	84,989,051	94,007,266	6,053,114
Operating Performance	7,445,804	337,612	10,152,629	816,480	478,868
Appropriated Prior Year Fund Balance	-			5,130,998	5,130,998
Total Expenditures	81,144,412	87,954,152	84,989,051	99,138,264	11,184,112
Total Fund Performance	7,445,804	337,612	10,152,629	(4,314,518)	(4,652,130)

2023 PROJECTION

Corporate Fund	2023 Budget	2023 Projection Workshop I	2023 Projection vs. 2023 Budget
Revenues	88,291,764	95,141,680	6,849,916
Operating Expenditures	87,954,152	84,989,051	(2,965,101)
Appropriated Prior Year Fund Balance	-	-	-
Total Expenditures	87,954,152	84,989,051	(2,965,101)
Total Fund Performance	337,612	10,152,629	9,815,017

Revenues

\$2.0M – Building Permits

\$1.5M – Investment Income

\$1.2M – Insurance Reimbursement

\$820k – Sales and Home Rule Sales Tax

\$481k – Income tax

2024 PROPOSED BUDGET

Corporate Fund	2023 Budget	2024 Proposed Budget	2024 Budget vs. 2023 Budget
Revenues	88,291,764	94,823,746	6,531,982
Operating Expenditures	87,954,152	94,007,266	6,053,114
Operating Performance	337,612	816,480	478,868
Appropriated Prior Year Fund Balance	-	5,130,998	5,130,998
Total Expenditures	87,954,152	99,138,264	11,184,112
Total Fund Performance	337,612	(4,314,518)	(4,652,130)

Revenues

\$1.8M – Building Permits
 \$1.3M – Investment Income
 \$1.3M – Insurance Reimbursement
 \$1.2M – Sales and Home Rule Sales Tax
 \$480k – Income tax

CORPORATE FUND REVENUES

Revenue Description	2023 Budget	2023 Projection Workshop I	2024 Proposed Budget	Difference 2023 Projection vs 2024 Budget
Sales & Home Rules Sales Tax	34,657,978	35,477,970	35,832,750	354,780
Property Tax	16,013,348	16,053,348	16,131,285	77,937
Joint Dispatch Charges	7,570,399	7,570,398	7,749,933	179,535
Utility Taxes	4,512,178	4,364,695	4,407,081	42,386
Income Taxes	7,354,455	7,835,173	7,835,173	-
Building Permits	2,921,767	4,958,368	4,736,046	(222,322)
Glenbrook Fire Protection District	2,760,287	2,455,499	2,430,944	(24,555)
Insurance Reimbursement	1,800,000	2,970,000	3,059,100	89,100
GEMT	1,100,000	960,000	988,800	28,800
Use Tax	1,899,495	2,033,434	2,045,610	12,176
Hotel/Motel Tax	747,808	1,101,240	1,112,252	11,012
All Other Corporate Revenues	6,954,049	9,361,555	8,494,772	(866,783)
	88,291,764	95,141,680	94,823,746	(317,934)



Questions?

Village Budget Workshop



CAPITAL IMPROVEMENT PROGRAM (CIP) SUMMARY

Village Board Workshop



KEY MESSAGES

- Continue focus on preserving Village's infrastructure and community assets while ensuring the effective use of public funds
- Over past ten years, Village has committed an additional \$30 million to CIP
- Development of project priorities using approved CIP planning tools, including pavement ratings and infrastructure master plans
- CIP projects adjusted based on immediate 2024 needs and available FY2024 sources as part of typical 5-year CIP process
- Request for Village Board review and input on draft CIP plan

WHAT IS A CAPITAL IMPROVEMENT PROGRAM (CIP)?

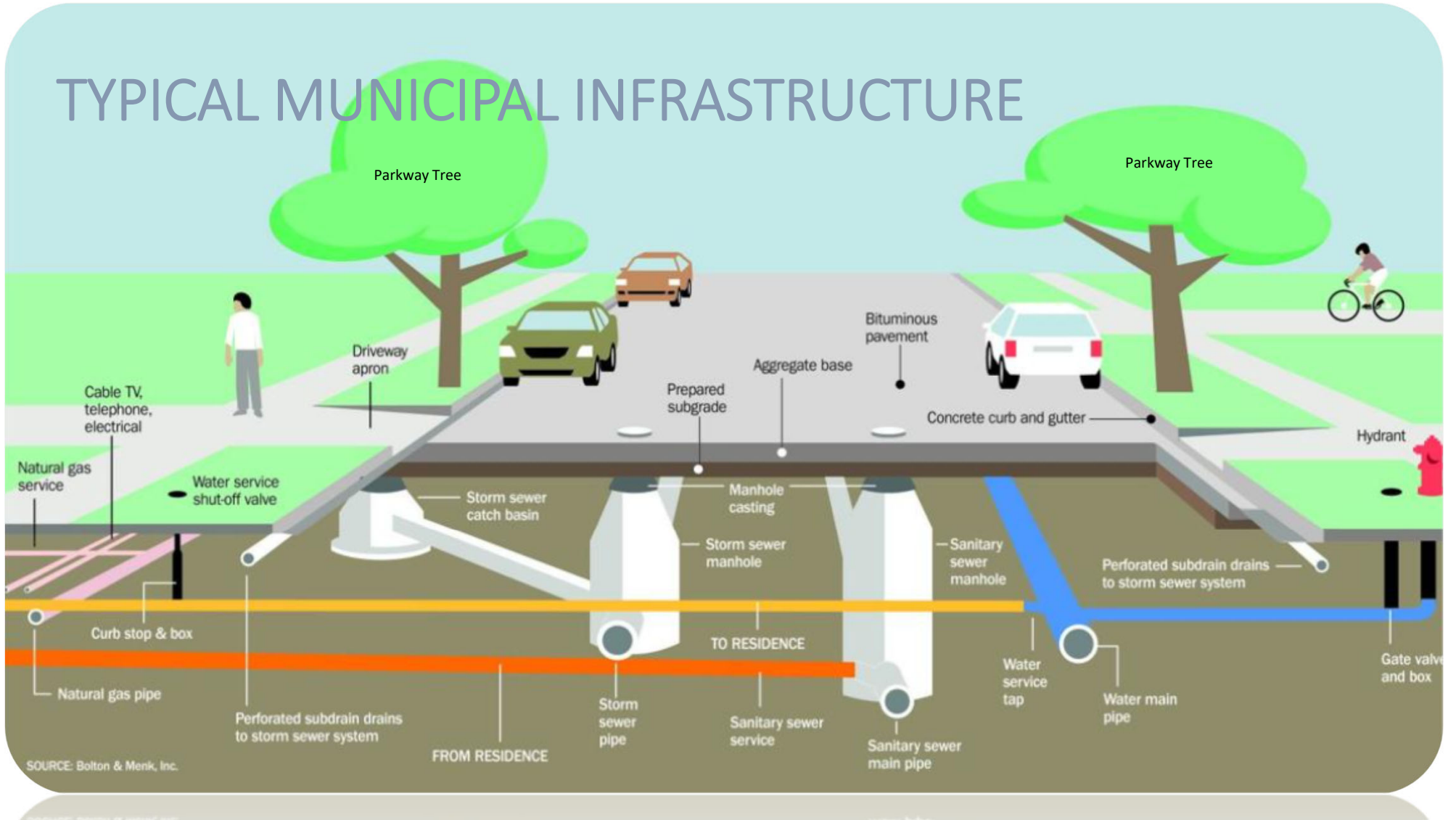
A multi-year infrastructure plan that prioritizes projects based on needs with corresponding revenue sources.



CORE PROJECTS – roads, water mains, sanitary sewers, storm sewers

SPECIAL PROJECTS – new storm water detention, bridges, retaining walls, multi-use paths, traffic signals, streetlights, sidewalks, streetscape, alleys, parking lots, green infrastructure, parkway trees, etc.

TYPICAL MUNICIPAL INFRASTRUCTURE



SOURCE: Bolton & Menik, Inc.

DEVELOPMENT OF MULTI-YEAR CIP PLAN

➤ CIP PLANNING TOOLS

- IMS – Pavement Condition Assessment – Last testing completed in 2020; Next planned in 2024; 82.5% of roadways are in *good* to *excellent* condition. Next testing set for fall 2024

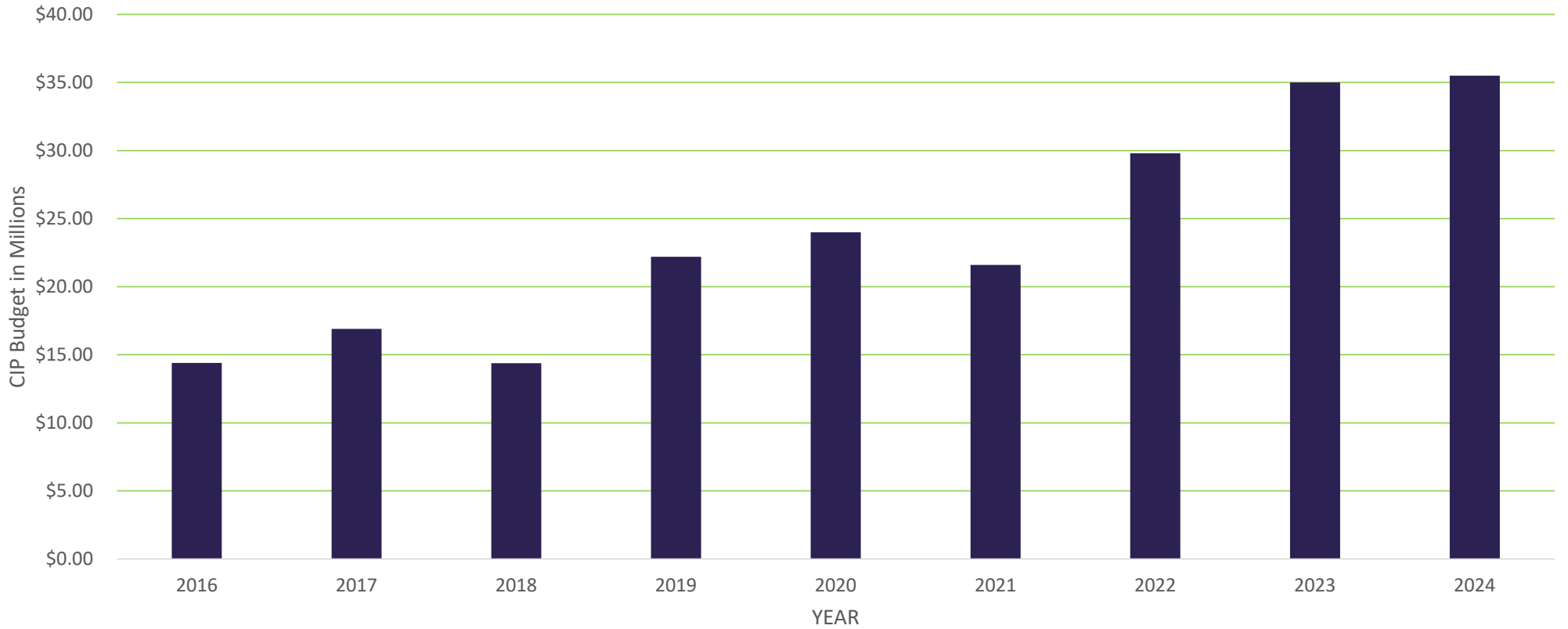
- Infrastructure Master Plans and Operational Input
 - Water Strategic Plan
 - Flood Risk Reduction Program (Stormwater and Sanitary)
 - Bicycle and Pedestrian Master Plan
 - Urban Forest Management Plan & A Plan For Nature
 - Service disruptions/operational issues

- Public Input



HISTORICAL CAPITAL IMPROVEMENT PROGRAM (CIP) BUDGET

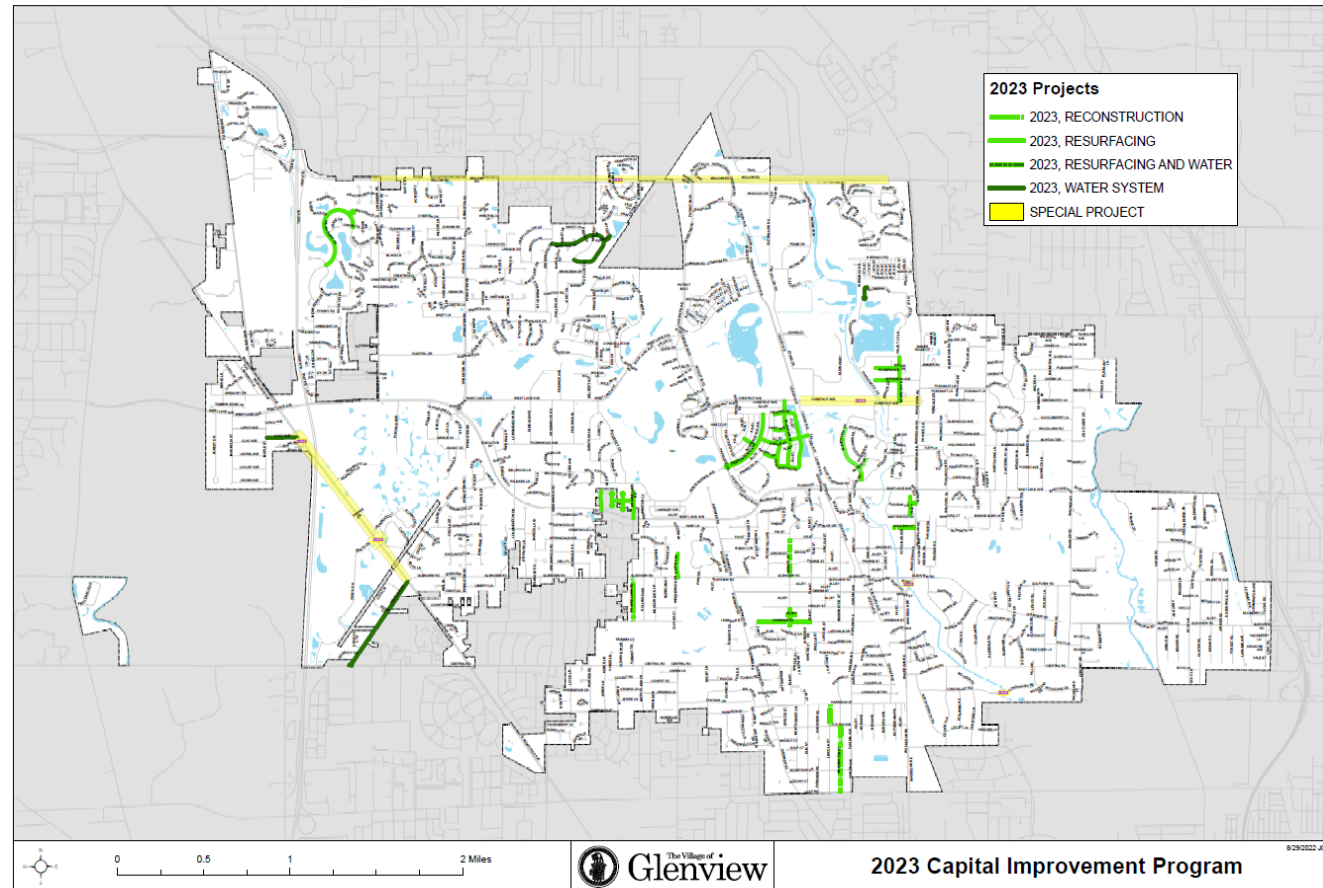
CIP BUDGET



2023 CIP UPDATE

BUDGET - \$35 Million

- 4.6 miles of Road resurfacing
- 3.8 miles of Road reconstruction and 4.5 miles of water main replacement
- Chestnut Road reconstruction including multi-use path construction and median landscape
- Linneman Street reconstruction and water main replacement – Larkdale to Elm Street
- Prairie Lawn Road reconstruction and water replacement
- Dearlove water main replacement
- Willow Road Resurfacing




LINNEMAN STREET RECONSTRUCTION



Before Construction



During Construction



After Completion

ALLEY IMPROVEMENTS



Before Construction



During Construction



After Completion

Chestnut Improvements including multi-use path



Construction of the path on the north side of Chestnut

Chestnut Improvements including multi-use path



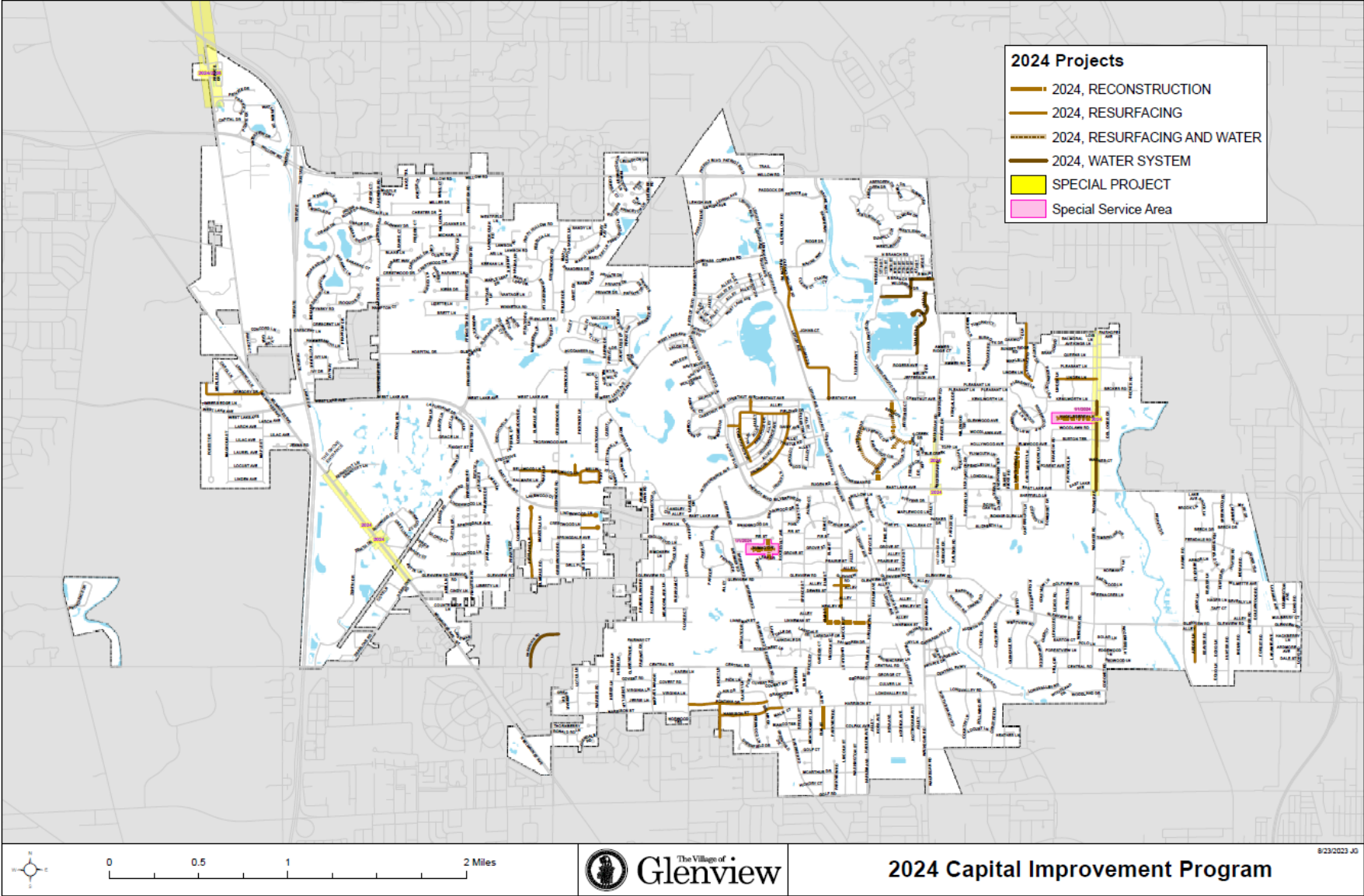
During construction of the south side of Chestnut – Storm Sewer and sidewalk installation

PREVIEW OF 2024 CIP

- FY2024 Draft CIP - \$35.5M in projects
- Sources matched with needs over 5 years
- List of major projects
- Identifies any project funding carry-over
- Continue to refine based on Village Board input prior to adoption of FY2024 budget

Capital Improvement Program Summary							
Capital Improvement Program	2023 Budget	2023 Estimate	2024 Budget	2025 Projection	2026 Projection	2027 Projection	2028 Projection
Sources							
Prior Year's Balance	2,977,833	5,031,403	659,843	0	0	0	0
Grants	10,807,692	5,125,125	5,818,925	1,171,200	245,000	600,000	280,000
Prior Year MFT Fund Balances	-	-	1,954,550	-	-	-	-
Appropriated Prior Year Corporate Fund Balance	-	1,500,000	3,591,573	3,800,000	3,800,000	-	-
All Other Revenues	21,226,283	20,976,281	26,073,245	20,104,967	21,272,909	22,467,116	23,188,626
Total Available	35,011,808	32,632,809	38,098,136	25,076,167	25,317,909	23,067,116	23,468,626
Uses (Major Projects)							
Design/Project Management	2,251,534	2,251,534	1,923,100	1,625,774	1,714,242	1,685,000	1,570,084
Annual Road Resurfacing	2,242,806	2,242,806	3,600,377	3,158,196	4,726,037	5,610,195	4,256,908
Water System Projects	-	-	-	-	-	-	-
<i>Dearlove & Wildberry Water Main</i>	2,262,000	2,262,000	-	-	-	-	-
<i>Lead Lines Replacement Project</i>	1,700,000	600,000	1,200,000	-	-	-	-
<i>Valley La Water Main</i>	-	-	924,000	596,000	-	-	-
<i>Other Water System Projects</i>	5,364,075	4,264,075	5,243,493	5,942,358	4,301,139	5,352,742	8,918,848
Road Reconstruction	12,015,000	12,015,000	12,006,000	6,951,882	6,308,423	7,353,219	4,488,602
Special Projects	-	-	-	-	-	-	-
<i>East Lake/Waukegan Intersection</i>	225,000	-	310,500	1,650,000	-	-	-
<i>1700 Block of Glenview - Downtown Parking (new restaurant)</i>	800,000	1,500,000	-	-	-	-	-
<i>Intelligent Traffic Management Program</i>	500,000	500,000	125,000	-	-	-	-
<i>The Glen Roundabouts</i>	-	-	225,000	4,000,000	3,800,000	-	-
<i>Outdoor Dining, Parklets, Streetscape and Landscape Improvements</i>	473,000	63,000	510,000	-	-	-	-
<i>Willow & Pflingsten Improvements & Willow Resurfacing IDOT</i>	190,000	-	190,000	-	-	-	-
<i>Pflingsten-West Lake-East Lake Improvements</i>	225,000	50,000	175,000	-	450,000	-	1,050,000
<i>Glenview/Harlem Streetscape Engineering</i>	50,000	50,000	150,000	-	-	450,000	-
<i>Glenview/Harlem Streetscape Construction</i>	-	-	-	-	-	700,000	-
<i>Waukegan Streetscape Engineering</i>	400,000	400,000	300,000	100,000	-	-	-
<i>Waukegan Streetscape Construction</i>	-	-	-	-	-	400,000	950,000
<i>Waukegan Streetlights Construction Phase I</i>	-	-	400,000	-	-	-	-
<i>Glenview Road Bridge</i>	50,000	50,000	-	-	-	616,330	-
<i>Central Road Pedestrian Bridge (Glenview Park District)</i>	-	-	100,000	-	-	-	-
<i>Lehigh Road Bridge Landscaping (Cook County)</i>	-	-	-	250,000	-	-	-
<i>Gateway Sign Construction, including Downtown</i>	183,842	-	183,842	-	-	-	-
<i>Wayfinding Bike Path Sign Design</i>	-	-	50,000	-	-	-	-
<i>Milwaukee/Zenith Intersection Pedestrian Improvements</i>	550,000	-	940,000	-	-	-	-
<i>Longvalley Bank Stabilization</i>	400,000	-	700,000	-	-	-	-
<i>Public Works Campus Project</i>	519,500	519,500	5,610,954	-	-	-	-
<i>Willow Road Bridge Replacement at Techny Basin</i>	-	-	-	75,000	-	-	-
<i>Other Special Projects</i>	3,019,018	3,824,018	9,370	496,957	2,142,957	709,957	283,957
Stormwater Projects	-	-	-	-	-	-	-
<i>Quickwin Storm Improvements</i>	25,000	25,000	115,000	55,000	50,000	50,000	50,000
<i>Stormwater Master Plan Updates</i>	515,000	305,000	385,000	-	-	-	-
<i>Storm Sewer Lining</i>	95,000	95,000	-	50,000	-	25,000	51,000
<i>Tall Trees Improvements</i>	850,000	850,000	-	-	-	-	1,000,000
<i>Lehigh Detention</i>	-	-	-	-	1,705,437	-	-
<i>Other Stormwater Projects</i>	106,032	106,032	121,500	125,000	119,673	114,673	849,227
Total Uses (Major Projects)	35,011,807	31,972,965	35,498,136	25,076,167	25,317,908	23,067,116	23,468,627
Appropriated Corporate Fund Balance	-	-	2,600,000	-	-	-	-
Estimated Ending Balance	0	659,843	0	0	0	0	(1)

Draft 2024 CIP



RESURFACING



Proposed FY2024 CIP Budget - \$35.5M

- \$3.6M: 4.7 miles of road resurfacing

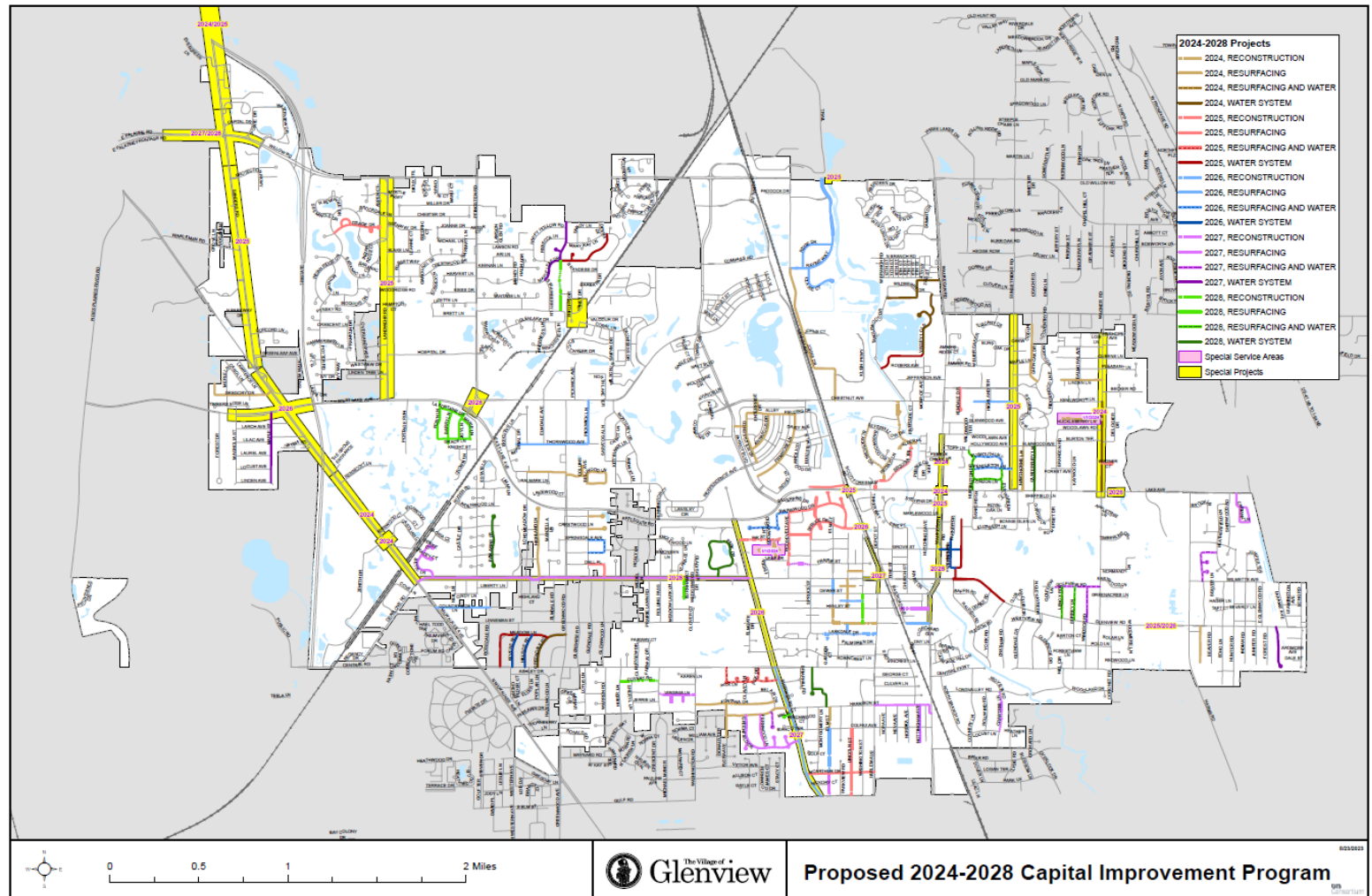
2024 ROAD RESURFACING		
Street Name	From	To
Fielding Drive	Primrose Lane	Constitution Drive
Constitution Drive	Fielding Drive	Independence Avenue
Enterprise Drive	Chestnut Avenue	Fielding Drive
Annapolis Drive	Fielding Drive	Constitution Drive
Nimitz Drive	Patriot Blvd	Constitution Drive
Glen Oak Drive	North End	Ridgewood Lane
Linden Lane	Wagner Road	West End
Primrose Lane	Indigo Lane	Fielding Drive
Flora Avenue	Village Limits	Fontana Drive
Fontana Drive	Washington Road	Bel Air Drive
Harrison Street	Shermer Road	Flora Avenue
Crestwood Lane	Glendale Road	East CDS
Lindenwood Lane	Glendale Road	East CDS
Bellwood Lane	Greenwood Road	East End
Collins Avenue	Bellwood Lane	North End
Gregory Drive	Milwaukee Avenue	End of CDS
Arbor Lane	Glenview Road	South End
Johns Drive	Chestnut Avenue	Ravine Way
Alley Reconstruction	Glenview Road	Washington Road
MARS Asphalt		
MARS Concrete Supplemental to PW		
	Total Length	4.7 Miles

- \$20M: 2.7 miles of road reconstruction and 4.0 miles of water main replacement
 - Wagner Road water main replacement
 - Huckleberry Lane storm sewer and curb & gutter addition through Special Service Area (SSA)
 - Greendale water main replacement
 - Lincoln Street and adjacent alley reconstruction

2024 ROAD RECONSTRUCTION		
Street Name	From	To
Blackthorn Drive	Sequoia Trail	Silverwillow Drive
Redbud Lane	Basswood Circle	Blackthorn Drive
Sequoia Trail	Alder Place	Chestnut Avenue
Tulip Tree & Alder Place	Sequoia Trail	End of CDS
Linneman Street	Elm Street	Harlem Avenue
Elm Street	Linneman Street	Henley Street
Sumac Circle	West End	East End
Cedarwood Lane	Linden Leaf Drive	Swainwood Drive
Huckleberry Lane	Wagner Road	West End
Hawthorne Lane	Lake Avenue	Elmwood Avenue
Lincoln Street & Alleys	Dewes Street	Glenview Road
Elm Street (WATER)	Colfax Avenue	Harrison Street
Greendale Road (WATER)	Central Road	Greenwood Road
Wagner Road (WATER)	Kenilworth Lane	East Lake Avenue
Wildberry Drive Rear Yards (WATER)	Tanglewood Drive	Waukegan Road
Valley Lo Lane (WATER)	Monroe Avenue	Wildberry Drive
	Total Length	4.0 Miles



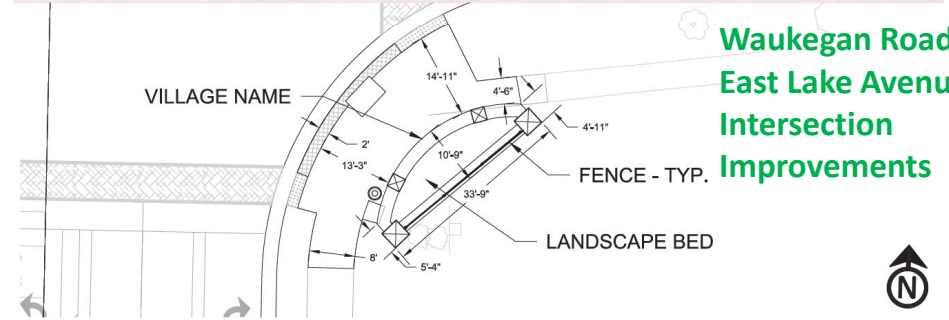
Draft 2024- 2028 CIP



CIP Story Map Link:
<https://storymaps.arcgis.com/stories/51f547ef66c54e9e897314fd0cbddb6c>

2014-2028 GRANTS

Project Name	Funds Secured	Agency
TOTAL 2014 - 2023		\$48,725,215
Secured Funding:		
2023		
Washington and Lincoln Reconstruction	\$1,026,783	Rebuild IL
Chestnut Avenue Widening construction & inspections	\$3,876,195	STP
Chestnut Avenue Multi-Use Path -construction & inspections	\$823,780	ITEP
Pfingsten-East Lake-West Lake Intersection Improvements	\$500,000	DCEO
East Lake/Waukegan Intersection phase II engineering	\$391,500	CMAQ
Pfingsten/W. Lake Ave/ East Lake Intersection - Phase I	\$125,000	Invest in Cook
Sub-total-	\$6,743,258	
Secured Funding:		
2024-2025		
Milwaukee/Zenith Pedestrian Signal Improvements	\$317,000	ITEP/Invest in Cook
Willow/Shermer Intersection Improvements - Phase I	\$90,000	Invest in CC
Tall Trees Flood Protection Project - Phase II	\$1,000,000	ACE
East Lake/Waukegan Intersection construction & inspections	\$4,200,000	CMAQ
East Lake/Waukegan Intersection ROW	\$189,000	CMAQ
East Lake Avenue Intersection Improvements (Cook County)	\$450,000	COOK COUNTY
Longvalley Streambank Stabilization	\$209,925	IEPA 319
Glen Lake Bank Stabillization (Construction)	\$224,000	IEPA
Village-wide Bicycle and Pedestrian Signage and Wayfinding	\$250,000	ITEP
Wagner Road Water Main Improvement Project (Cook County)	\$275,000	IIC - ARPA
Sub-total-	\$7,204,925	
Anticipated Funding:		
2026-2028		
Milwaukee/West Lake Multi-Use Path & Sidewalks	\$523,808	TAP
Shermer Road Resurfacing & inspections	\$2,538,000	STP
Glenview Road Resurfacing & inspections	\$2,050,000	STP
Glenview Road Streetscape (Harlem-Washington) and inspections	\$2,900,000	STP
Pfingsten/W. Lake/ East Lake Intersection & Inspections	\$2,390,440	STP
Lehigh Detention Project	\$500,000	MWRD
Green Infrastructure Alley Improvements	\$160,000	MWRD
Pleasant Lane Stabilization Project	\$200,000	IEPA
Sub-total-	\$11,262,248	
GRAND TOTAL-	\$76,990,212	(2026-2028)



Waukegan Road and East Lake Avenue Intersection Improvements

Grant Funding 2014-2028:

- \$77M

Grants Secured 2024-2025:

- Roadway: \$5.2M
- Bike/Ped: \$250k
- Storm/Water Main: \$1.75M

Anticipated Grant Funding for 2026-2028:

- \$11.3M

ARPA Update and Staff Recommendation

American Rescue Plan Act 2021

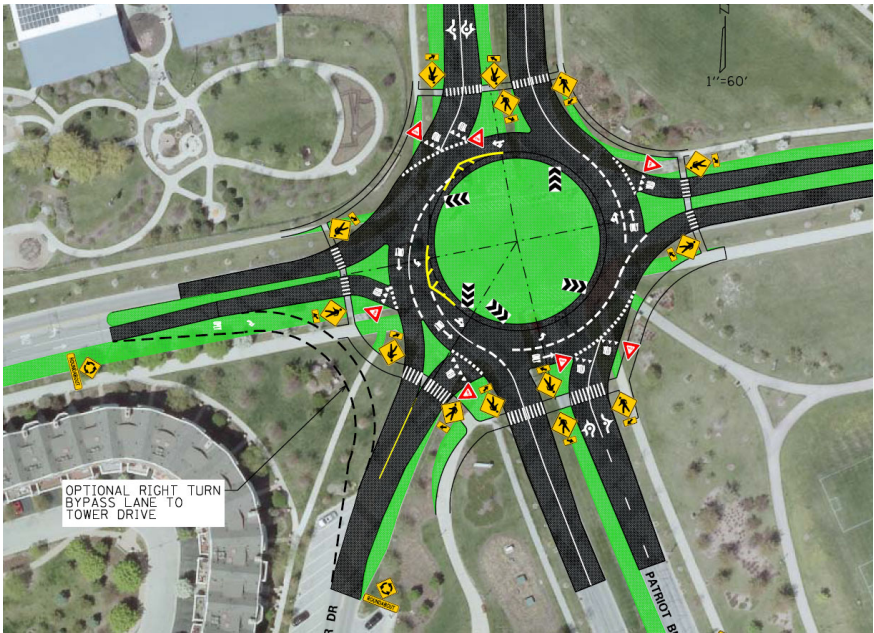
Replace Revenue Loss	2023 Board Approval	Updated Staff Recommendation
<i>Business Support Program</i>	\$300,000	\$0
<i>Glenview Road Streetscape Improvements (Westside) - Phase I and Phase II Engineering</i>	\$500,000	\$400,000
<i>Waukegan Road Streetscape Design</i>	\$700,000	\$700,000
<i>Intelligent Traffic Management Program</i>	\$500,000	\$500,000
Waukegan Road Streetlights (north of East Lake)	\$0	\$400,000
Subtotal Revenue Loss Category	\$2,000,000	\$2,000,000
Water Infrastructure		
Lead service line replacement	\$2,400,000	\$1,200,000
Watermain replacement	\$2,000,000	\$3,200,000
Subtotal Water Infrastructure Category	\$4,400,000	\$4,400,000
TOTAL	\$6,400,000	\$6,400,000

UPCOMING MAJOR/SPECIAL PROJECTS

2024-2028 Project List	Village Cost	Other Funds	Source *
2024 – Linneman Road Reconstruction and Water Main Replacement	\$1,680,000	-	-
2024/2025 – Valley Lo Water Main Replacement	\$1,600,000	-	-
2024 – Milwaukee-Zenith Drive Pedestrian Signal Improvements	\$600,000	\$317,000	ITEP and Invest in Cook
2024/2025– Waukegan Street Lights Installation (Phase I) and Phase I design	\$400,000	\$700,000	
2025/2026 – East Lake-Waukegan Intersection – Construction and Construction Engineering	\$1,250,000	\$5,100,000	CMAQ/Cook County
2026 – Lehigh Detention	\$1,700,000	-	-
2027 – Glenview Downtown Streetscape (Harlem/Lehigh)	\$1,150,000	2,930,000	STP
2028 – Pfingsten/West Lake/East Lake Improvements	\$1,000,000	2,390,000	Invest in Cook/STP

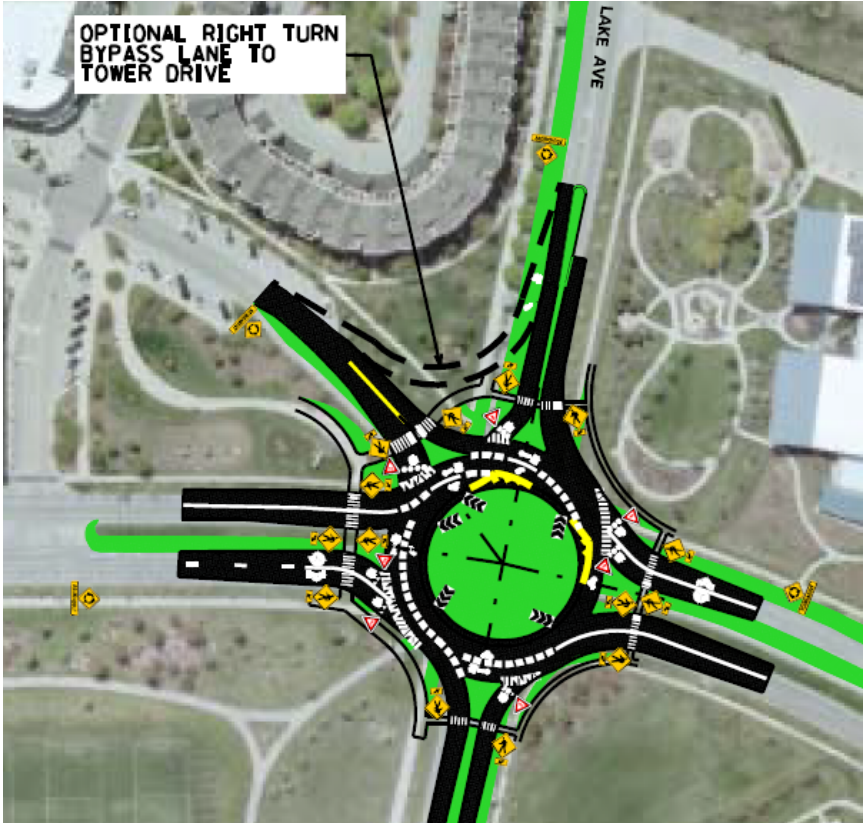
**STP- Surface Transportation Program; ITEP -Illinois Transportation Enhancement Program; CMAQ-Congestion Mitigation and Air Quality Program*

THE GLEN ROUNDABOUTS – Design 2024



Concept Plan – West Lake & Patriot 2-Lane Roundabout

Play Video



Concept Plan – West Lake & Patriot Roundabout

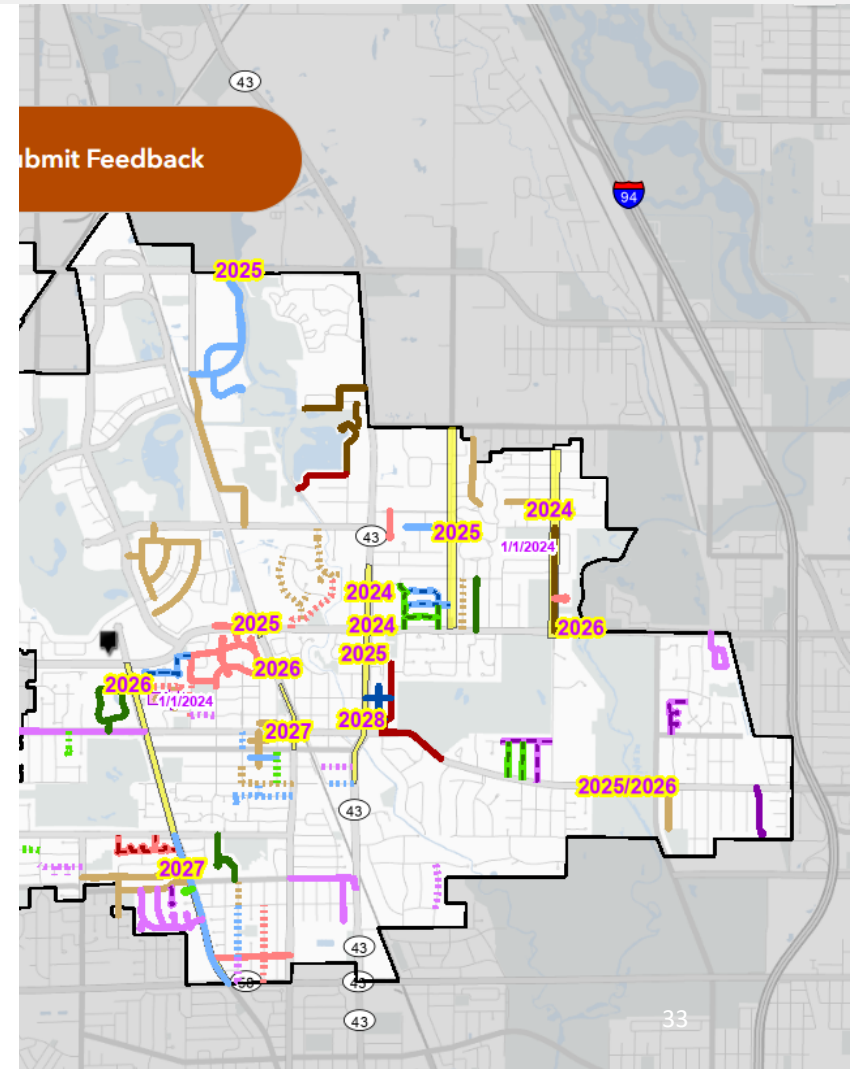

UPCOMING STATE & COUNTY PROJECTS

Project List	Village Cost	Other Funds
2024 – Milwaukee Road Resurfacing – Glenview to south of West Lake (IDOT)	-	\$1,500,000
2024 – Wagner Road Resurfacing – Glenview to Winnetka (CCDOETH)		TBD
2025 – Lehigh Bridge over East Lake Avenue Reconstruction (CCDOETH)	\$250,000	\$TBD
2025 – Sunset Road Resurfacing (CCDOETH)	-	\$1,000,000
2025 – Landwehr Improvements (CCDOETH)		TBD
2025 – Sanders Reconstruction (CCDOETH)	-	\$7,700,000
2026/2027 – Milwaukee/West Lake/Sanders Intersection – ROW and Construction (IDOT)	\$1,250,000	\$13,400,000
2026/2027 – Willow Bridge over the WFNBCR – (IDOT)		\$9,700,000
2026 – East Lake Avenue Bridge over Middle Fork of NBCR (CCDOETH)	-	TBD
2026 – Sanders/Willow Intersection (IDOT)	\$250,000	\$22,000,000

Feedback on Glenview's Capital Improvement Program 2024 - 2028

PUBLIC INPUT AND OUTREACH

- CIP Open House – October 10, 2023; 5-7pm
- Submit email to CapitalProjects@glenview.il.us
- Published in September and October newsletters and EGlenview
- GIS Interactive Map on Village webpage
- Public Outreach (play video)





VILLAGE BOARD DISCUSSION AND INPUT

Village Board Workshop

**Next 2024 Budget
Workshop
Thursday, Oct. 5, 2023
6:30 p.m.**

Tentative Agenda:

Corporate Fund – Dept. Presentations

Internal Service Funds

Permanent Fund and TIF Fund

Library Preliminary Budget

